

1. Ship/Pass position:



Sheath covers the blade to safely pass. Audible click confirms sheath is extended and covers blade. To permanently lock refer "To Dispose".

2. Use position:

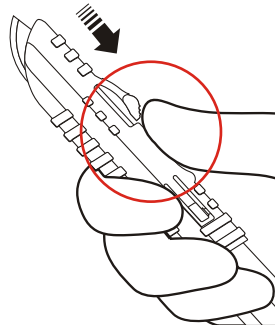


The Surgical Blade is exposed and ready for use. Audible click confirms sheath is fully retracted.

Directions for use

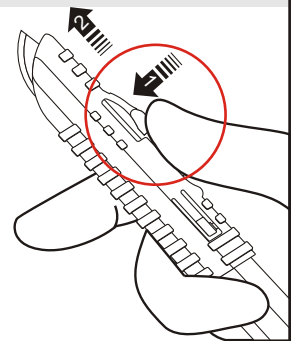
To Use:

Grip Cap behind release button with thumb & forefinger & retract sheath fully till it clicks. The blade is now exposed and the sheath is locked in the "USE" Position.



To Pass:

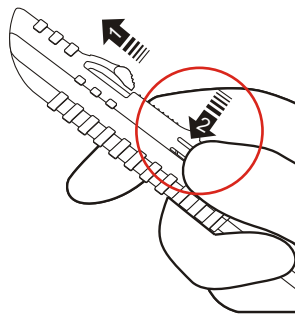
Gently press release button downwards with thumb & slide sheath forward to initial position till it locks in the pass position.



To Dispose

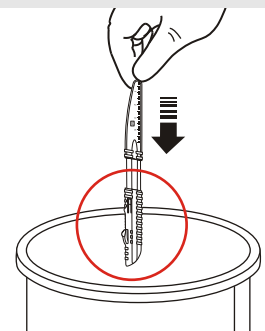
Step 1

Slide Sheath to "pass position". Push dispose button inwards into handle till it clicks & locks.



Step 2

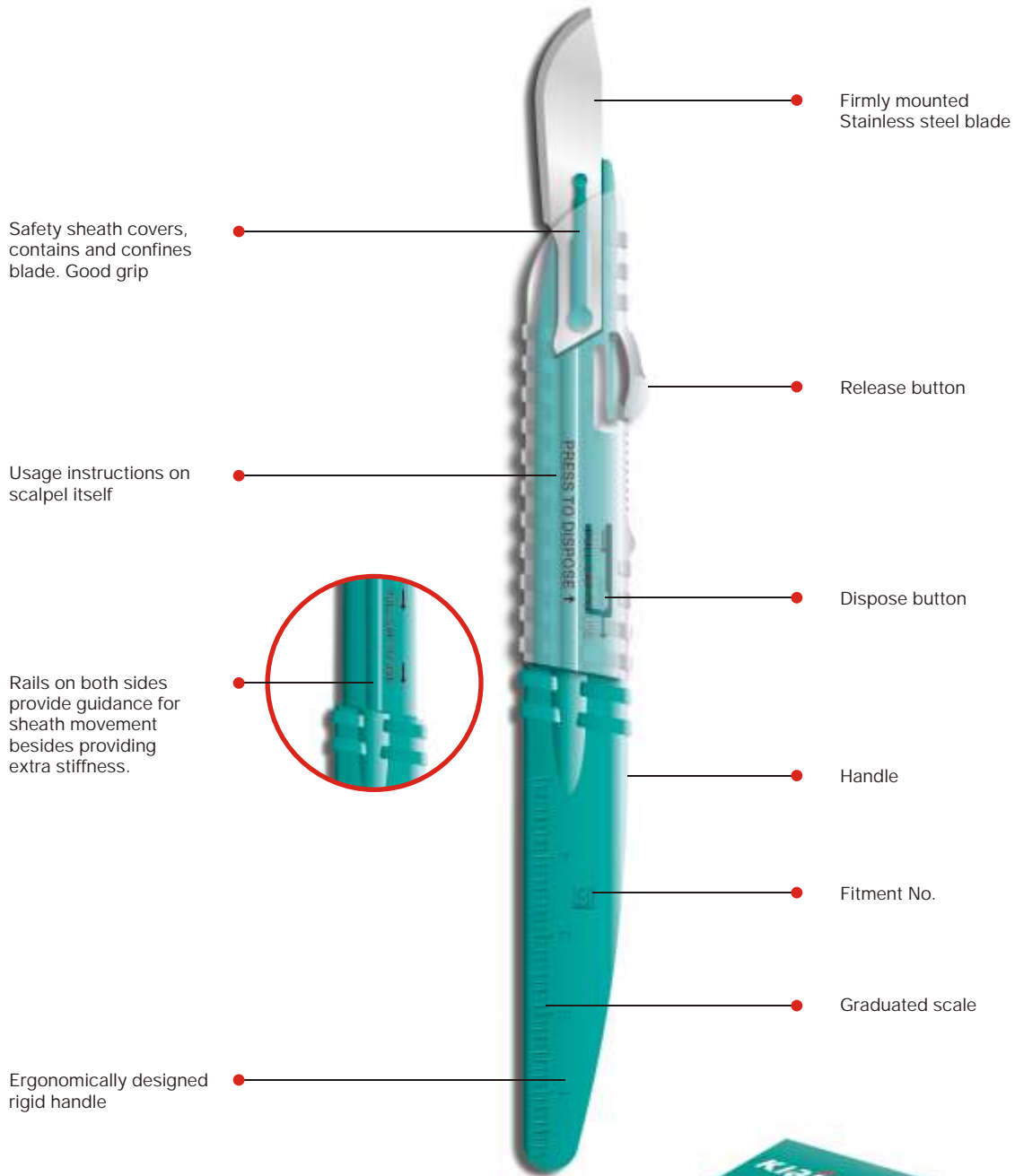
Dispose in an approved sharps container.



Each scalpel is packed in peel apart pouches.
10 scalpels per Box. 10 Boxes per case. Carton
are colour coded for easy identification.

Plot No.19 Sector 6 I.M.T. Manesar
Gurgaon Haryana 122 050 India
T: +91 124 2291406/7 F: +91 124 2291206
Email: info@adityadisposed.com
www.adityadisposed.com

aditya
DisPOSED
PRODUCTS
PRIVATE
LTD



Reorder no

Size	Reorder no
10	11560
11	11561
15	11565



Packed in easy peel pouches. 10 scalpels per unit box.

Boxes are colour coded for easy identification.
10 boxes per case. (Mini scalpels sold in bulk only)